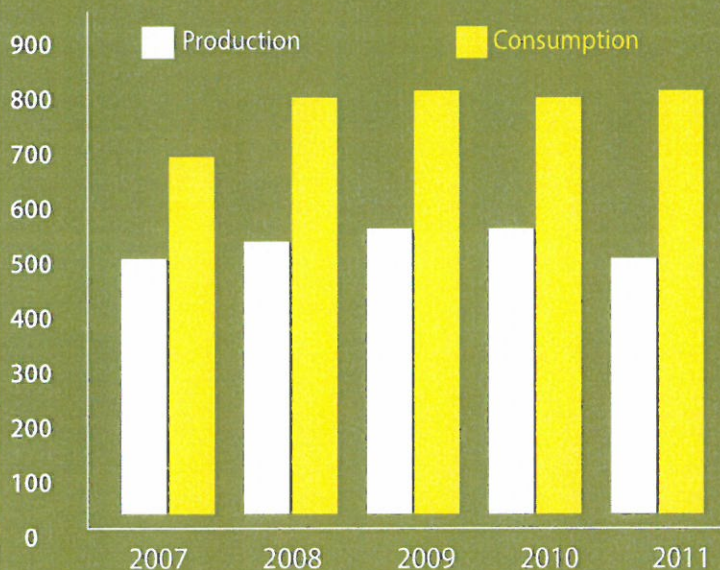


Incentivising the Sugar Sub-sector for Employment Creation in Kenya



Sugar Production and Consumption in Kenya



Consumption outstrips production with deficit met by importation which provides scope for expansion of production and job creation.

Production statistics

The sub-sector directly supports over **250,000** small-scale farmers.

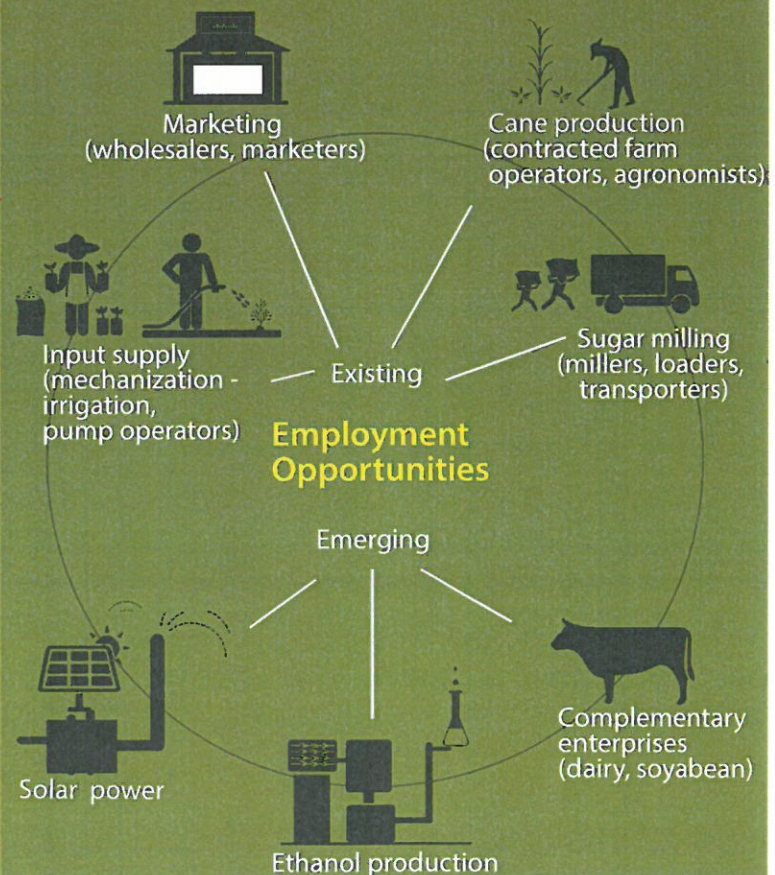
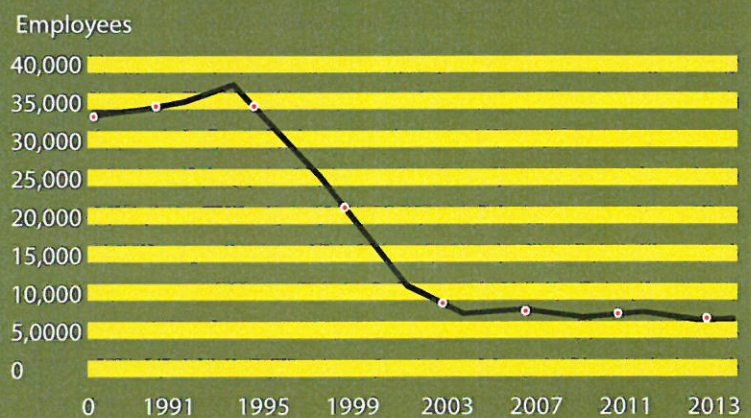
About **6 million** Kenyans directly and indirectly, earn livelihoods from the sub-sector

Production is mainly done by **11 factories**, 5 of which are government-owned.

In **2015** production was estimated at **632,000** tonnes against a consumption of **879,000** tonnes.

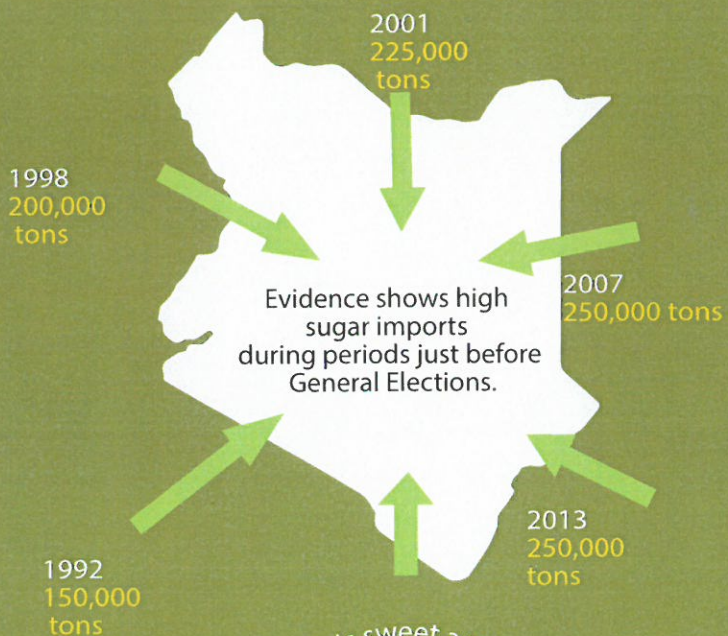
The sub sector contributed **7.5 %** of the GDP and supported 16 % of the national population (40 million).

Sub-sector Employment 1991-2013





Weak Regulatory and Enforcement Framework on Importation of Raw Sugar



Sugar is sweet and sour


Sugar barons win from sugar imports while producers lose




Policy Recommendations



Provision of incentive systems to stimulate sugar production



Implement policies and regulations on sugar importation



Modernise cane transport and milling technologies to reduce costs at factory level



Address the high cost of fertilizers and energy supply

This is a product of *Utafiti Sera*.
 For further information contact:
 Centre for African Bio-Entrepreneurship
 P.O BOX 25535-00603
 Lavington, Nairobi.
 Website: www.cabe-africa.org

INCLUDE

KNOWLEDGE PLATFORM ON INCLUSIVE DEVELOPMENT POLICIES

pasor.org
 PARTNERSHIP FOR AFRICAN SOCIAL & GOVERNANCE RESEARCH

cabe
 Centre for African Bio-Entrepreneurship